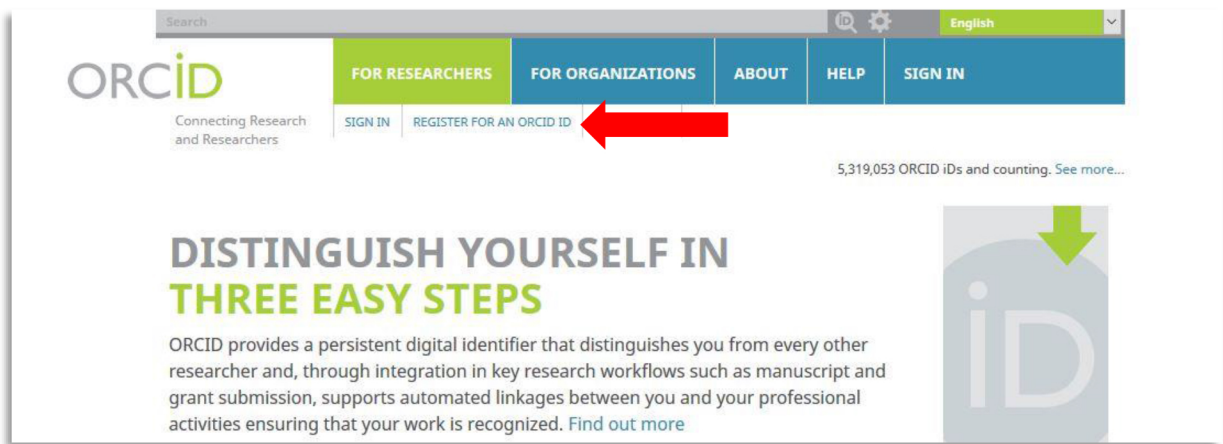


Creating an ORCID number

People who do not have an ORCID number are asked to set up an ORCID number.

On page <https://orcid.org/> „Register for an ORCID ID” should be clicked



The next step is to complete the data:

The image shows the 'Register for an ORCID iD' page. The header is identical to the previous screenshot. Below the header, the heading 'Register for an ORCID iD' is followed by a paragraph explaining the ORCID identifier. Below this, a link to 'Per ORCID's terms and conditions' is provided. The registration form consists of four text input fields: 'First name', 'Last name', 'Primary email', and 'Additional email'. Each field has a red asterisk indicating it is required. A red bracket on the left side of the form groups these four fields together. Below the 'Additional email' field, there is a link that says 'Add another email'.

You must enter your details with the university email, "additional email" can be omitted.

Below is the next part of the page. Select the "Everyone" option (public view of your account).

Visibility settings

Your ORCID iD connects with your ORCID record that can contain links to your research activities, affiliations, awards, other versions of your name, and more. You control this content and who can see it.

By default, who should be able to see information added to your ORCID Record?

- ☐  **Everyone** (87% of users choose this)
- ☐  **Trusted parties** (5% of users choose this)
- ☐  **Only me** (8% of users choose this)

Notification settings

ORCID sends email notifications about items related to your account, security, and privacy, including requests from ORCID member organizations for permission to update your record, and changes made to your record by those organizations.

You can also choose to receive emails from us about new features and tips for making the most of your ORCID record.

☐ **Please send me quarterly emails about new ORCID features and tips**

To receive these emails, you will also need to verify your primary email address.

After you've registered, you can change your notification settings at any time in the account settings section of your ORCID record.

Terms of Use

☐ I consent to the [privacy policy](#) and [terms and conditions](#) of use, including agreeing to my data being processed in the US and being publicly accessible where marked Public.

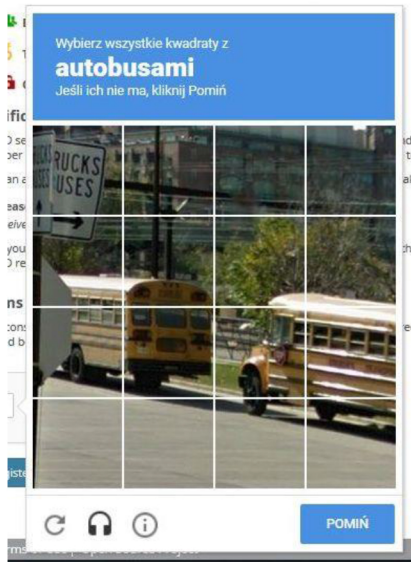
You must accept the terms and conditions.

☐ Nie jestem robotem


reCAPTCHA
Prywatność - Warunki

Register

After clicking "I am not a robot" you will get a test for "not being a robot", e.g.




After test, your account appears. At the beginning, please confirm the email. You will receive it on your mailbox. Then, complete the basic information about yourself. I recommend entering the English name of the University.

Thank you for registering. We have sent verification messages to each of your registered email addresses. You will need to verify your primary email address before you can begin adding information manually to your ORCID record.


Resend verification email

 **Lucjan
Gazda**

Biography 



ORCID ID

 <https://orcid.org/0000-0003-0821-4348>

[View public version](#)


 Display your iD on other sites 

 Public record print view 

 Get a QR Code for your iD 

 Also known as

 Country

 Keywords

 Websites

▼ Education (0)

+ Add education

↕ Sort

You haven't added any education, [add some now](#)

▼ Employment (0)

+ Add employment

↕ Sort

You haven't added any employment, [add some now](#)

▼ Funding (0)

+ Add funding

↕ Sort

You haven't added any funding, [add some now](#)

▼ Works (0 of 0)

+ Add works

↕ Sort

You haven't added any works, [add some now](#)

After completing the data, you can proceed with the publication. After creating an account, please send me information including your name, surname and ORCID number, e.g.,

Maciej Szeląg <https://orcid.org/0000-0003-1868-4124>